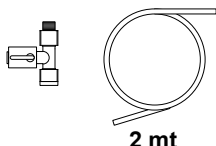
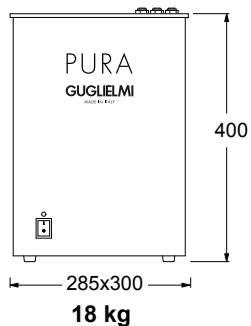
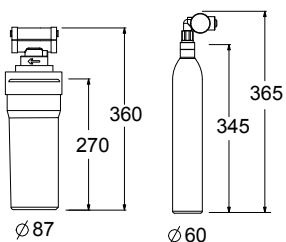
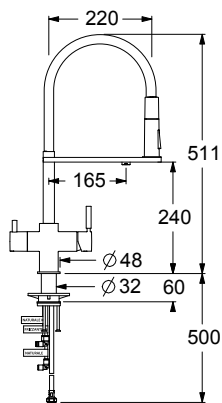


AP61010



FORO UTILE HOLE WIDTH Ø35

Miscelatore monocomando per lavello semi-pro, bocca girevole, doccia estraibile 2 getti in metallo con aggancio agevolato, cartuccia ceramica per acqua domestica portata 9 l/min. Deviatore 360° ceramico a 3 vie per acqua naturale, naturale fredda e frizzante fredda, portate 3 l/min. Flex di alimentazione softpex 3/8", fissaggio a 3 viti, tubo LLDPE alimentare con aggancio rapido, valvola di intercettazione. Completo di sistema di microfiltrazione con attacco parete a 2 viti, bombola CO2 ricaricabile UN 1013 Diossido di carbonio 2.2 (C/E), capacità 425 gr. carica e regolatore di flusso. Refrigeratore con tecnologia Guglielmi. Elettronica marchio CE.

Semi-pro single lever sink mixer, swivel spout, 2 jets metal pull-out handshower with easy connection, ceramic cartridge for domestic water 9 l/min flow rate. 3-way ceramic diverter 360° for still, cold still and cold sparkling water 3 l/min flow rates. 3/8" connection flexible hoses of softpex, assembling support with 3 screws, LLDPE food pipe with quick connection, interception valve. Complete with microfiltration system with 2 screws wall-mounted attack, CO2 rechargeable cylinder UN 1013 carbon Dioxide 2.2 (C/E), 425 gr. capacity charged and flow regulator. Chiller with Guglielmi technology. CE branded electronic.

CARATTERISTICHE FEATURES



CERTIFICAZIONI PRODOTTO PRODUCT APPROVALS

L'articolo può disporre di alcune di queste certificazioni. The article may have some of these approvals.



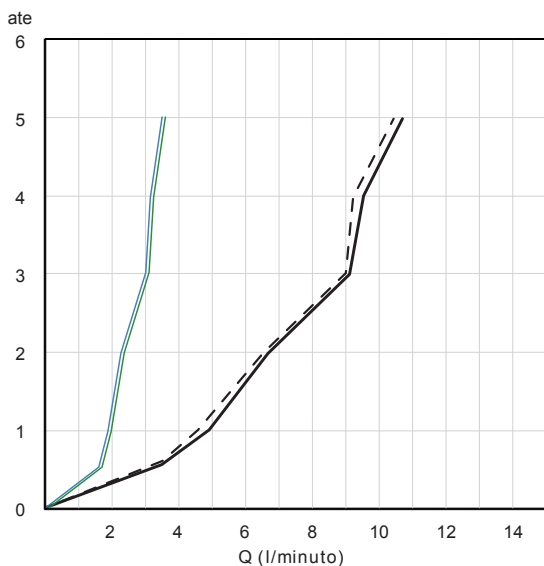
IMBALLI E RICICLABILITÀ PACKAGING AND RECYCLING

SCATOLA BOX	VOLUME VOLUME	TARA TARE	PESO LORDO GROSS WEIGHT
11 x 36,5 x 78 cm	0,031 m ³	1,6 kg	25,83 kg
COLLO MC	VOLUME VOLUME	TARA TARE	N° SCATOLE PER COLLO N° BOXES FOR MC
51 x 81 x 42 cm	0,174 m ³	1,6 kg	1
PLASTICA PLASTIC	CARTA PAPER	PALLET PALLET	N° COLLI PER PALLET N° MC FOR PALLET
0,552 kg	2,34 kg	9,6 kg	6

DIAGRAMMA DI PORTATA FLOW RATE DIAGRAM

Test eseguito secondo le norme europee EN 817 - EN 200. Portata calcolata con l'impiego di aeratori certificati.

Test carried out according to the European standards EN 817 - EN 200. Flow rate calculated by the application of certified aerators.



ACQUA DOMESTICA DOMESTIC WATER					ACQUA MICROFILTRATA MICROFILTERED WATER						
Acqua miscelata Mixed water					Acqua naturale Still water						
ate	1	2	3	4	5	ate	1	2	3	4	5
Q (l/min)	4,8	6,7	9,1	9,5	10,6	Q (l/min)	1,8	2,2	3,0	3,1	3,5
Doccetta spray Spray shower					Acqua frizzante Sparkling water						
ate	1	2	3	4	5	ate	1	2	3	4	5
Q (l/min)	4,5	6,5	9,0	9,2	10,4	Q (l/min)	1,8	2,2	3,0	3,1	3,5